



**Catalogue**  
FOOD SERVICE  
**Chapter**  
COOKING

**Specific model**  
BM-G710 NG 230V 1N

19074727

08/03/2023

**DENOMINATION:**

Gas bain marie, NG, 1 module, 700 range.

**DESCRIPTION :**

- "- Surface tops manufactured in 1.5 mm thick AISI-304 stainless steel.
- Laser-cut joints, automatic welding and polishing. Hidden screws.
- AISI-304 stainless steel wells built into the surface top.
- Gravity drainage: simple well drainage through removal of the overflow pipe.
- Thermostatic temperature control of the water, between 30 and 90 °C.
- Controls with a protective support base and system to prevent water infiltration (IPX5 protection)."
- Wells that can be used with different types of Gastronorm containers of different sizes, 150 mm high, and with the dimensions NG-2/1, with 30 litre capacity.
- "- Insulated combustion chamber which reduces heating of the components.
- High-efficiency stainless steel burner located outside the well.
- Pilot light via piezo ignition.
- Tube for alternative manual ignition.
- Does not require electrical installation."

**POSSIBLE OPTIONS :**

- 230 1N- Transformation A 230 V single phase
- 230 III - A 230 V three-phase transformation without neutral
- MARINE - Other machines - Ship transformation - 440 III

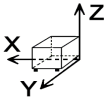
**POSSIBLE ACCESSORIES :**

- FOOD SERVICE
- ACCESSORIES KORE
- STANDS 700
- FRY-TOP ACCESSORIES KORE
- TALL CHIMNEY KORE

**SUPPLIED ACCESSORIES:**

- 12134113 Cuvette separator BM9-10 2

**DIMENSIONS**



X Width	800 mm	X Gross width	840 mm
Y Depth	730 mm	Y Gross depth	822 mm
Z Height	290 mm	Z Gross height	535 mm
Net Weight	34,0 kg	Gross Weight	52,0 kg
Net volume	0,170 m3	Gross volume	0,369 m3

**ELECTRICITY TECHNICAL SPECIFICATIONS**

Voltage 230V - 1N

**GAS TECHNICAL SPECIFICATIONS**

Gas type NG  
 Gas power 6,50 kW  
 Gas consumption 0,688 m3/h  
 Regulated LPG G30/G31 28-30/37 mbar  
 NG G20/G25/G25.1 20/25/25 mbar

**CONNECTIONS TECHNICAL SPECIFICATIONS**

Gas diameter 1 R3/4"  
 Drain 1 diameter 3/4"



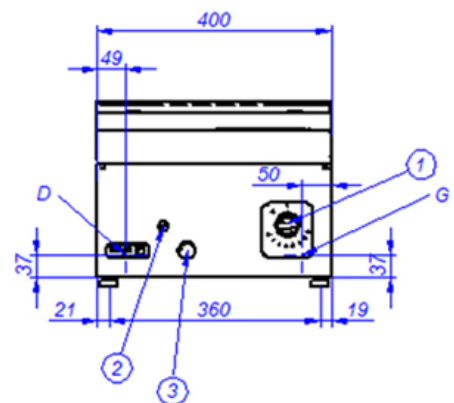
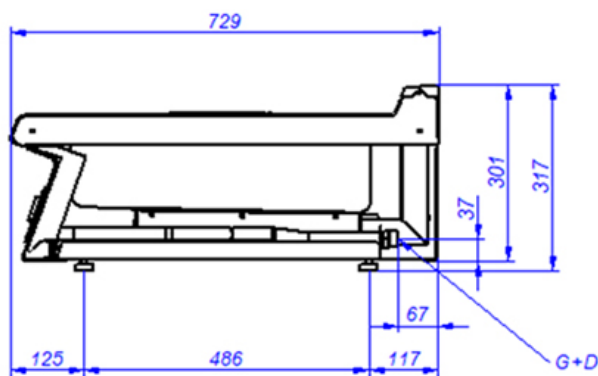
**Catalogue**  
FOOD SERVICE  
**Chapter**  
COOKING

**Specific model**  
BM-G710 NG 230V 1N

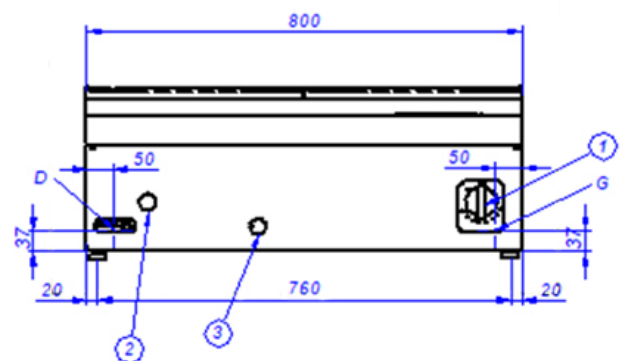
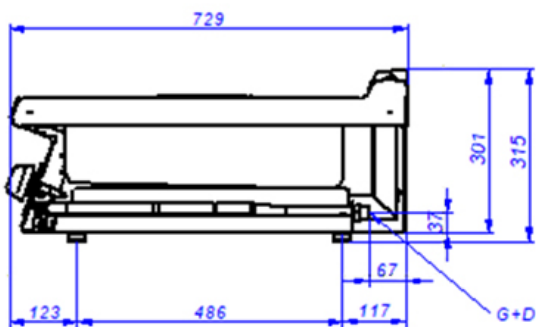
19074727

08/03/2023

**BM-G705**



**BM-G710**



- |                                  |                       |
|----------------------------------|-----------------------|
| G – Entrada de Gas               | Gas Inlet             |
| D – Desagüe                      | Drainage              |
| 1 – Válvula de gas               | Gas valve             |
| 2 – Pulsador tren de chispas     | Piezoelectric ignitor |
| 3 – Orificio de encendido manual | Manual ignition hole  |