



## SLI21 - Lincat Silverlink 600 Electric Counter-top Induction Hob - 2 Zones - W 450 mm - 3.0 kW

Embrace the energy efficient power of the Silverlink 600 Electric Induction Hob, which typically delivers 90% efficiency when compared with a solid electric hot plate at 55% and gas hob at 50%.

- ✓ Twin cooking zones for high output. Highly responsive and controllable cooking method.
- ✓ Boost function delivers power when it's most needed
- ✓ Designed to perfectly blend in with other products from the Silverlink 600 series
- ✓ Pan detection function cuts power when no pan is present, cutting running costs and creating a safer, more comfortable working environment.
- ✓ Automatic heat up function switches to a preset power level after full power heat up
- ✓ 6mm thick high impact resistant ceramic glass ceramic surface will withstand hard knocks and is easy to clean
- ✓ Easy to use rotary controls complete with LED display of power level. Easy to change filter, built into the base of the unit. Powerful internal cooling fan and overheat protection for long service life

### Specifications

#### Summary

<b>Brand</b>	Lincat
<b>Range</b>	Silverlink 600
<b>Power Type</b>	Electric
<b>Unit Type</b>	Counter-top
<b>Available in UK Only</b>	No
<b>UK Warranty</b>	2 Years Parts and Labour Warranty
<b>Export Warranty</b>	Contact your local dealer
<b>GTIN</b>	5056105100263

#### Power and Performance

<b>Total Power kW</b>	3.0
<b>IP Rating</b>	IP24
<b>Temperature Control</b>	Electronic
<b>Rating per Hob kW</b>	1 x 2.0, 1 x 1.0

#### Key Specifications

<b>Number of Hobs</b>	2
<b>Shape of Hob</b>	Round

#### Weights and Dimensions

<b>Unit Height (External) mm</b>	290
<b>Unit Width (External) mm</b>	450
<b>Unit Depth (External) mm</b>	600
<b>Hob Dimensions mm</b>	Minimum pan rear - 180; Minimum pan front - 120
<b>Net Weight Kg</b>	18

#### Supply Connections

<b>Requires Installation</b>	No
<b>Requires Electrical Supply</b>	Yes
<b>UK 3 Pin Plug</b>	Yes
<b>Requires Hardwiring</b>	No
<b>Electrical Supply Rating Watts</b>	3,000
<b>Single Phase Amps</b>	13.0
<b>Single Phase Voltage</b>	230

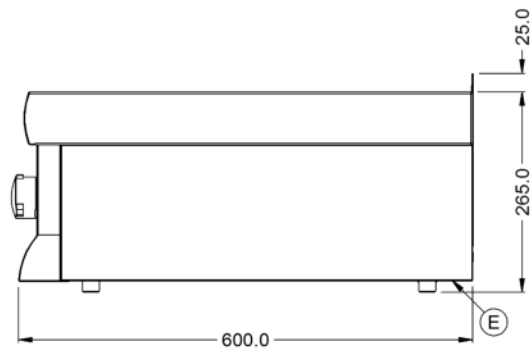
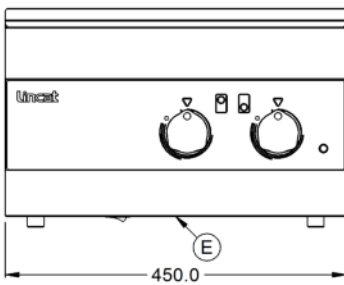
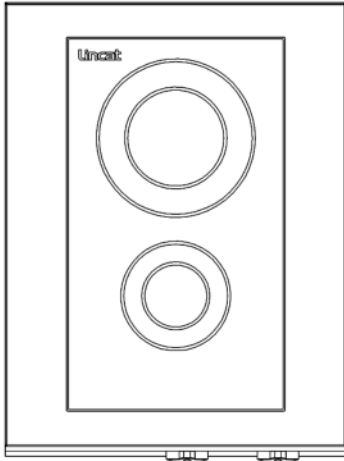
#### Shipping

<b>Packed Weight Kg</b>	22.1
<b>Packed Height cm</b>	49.5
<b>Packed Width cm</b>	70
<b>Packed Depth cm</b>	55

### Available Accessories

<b>CC4</b>	Lincat Silverlink 600 Free-standing Ambient Open-Top Pedestal with Doors - W 450 mm
<b>CN4</b>	Lincat Silverlink 600 Free-standing Ambient Open-Top Pedestal without Doors - W 450 mm
<b>SLS4</b>	Lincat Silverlink 600 Free-standing Floor Stand - for units W 450 mm

## Technical Picture



### Lincat Limited

Whisby Road,  
Lincoln, LN6 3QZ,  
United Kingdom

**Company No:** 2175448

A member company of



### Customer Care

**Tel:** +44 1522 875500  
**Email:** care@lincat.co.uk

### Export Customers

**Tel:** +44 1522 875536  
**Email:** export@lincat.co.uk

### Opening Hours

**Monday – Friday:**  
8.30am – 5pm